


Blubber Gloves

How do Elephant seals stay warm in cold environments? They have extra layers of fat called blubber! Let's explore this special adaptation.


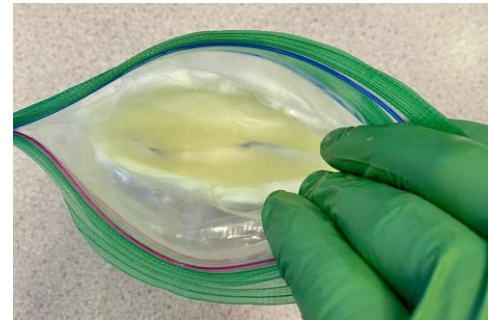


Materials needed: Two plastic bags, shortening or butter, a bowl or bucket of ice


Instructions:

1. Fill one plastic bag with the butter or shortening so it's about a $\frac{1}{4}$ to $\frac{1}{2}$ inch thick. This is now your "blubber bag."
1. Put your hand into the clean plastic bag. With your hand inside of the empty bag, insert the empty bag into the blubber bag to create a pocket. Fold the inner empty bag edges over the top plastic bag so no shortening leaks, if you want you can tape it shut.
1. Pour ice into a bowl, bucket or sink. Add some water
1. Put one hand in the blubber glove and then put both hands in the ice water. Notice the difference!

****If you don't have a lot of butter or shortening to use, you can make a small version for just a finger****



Share your adventures and activities online with #aopkidsclub



www.aquariumofpacific.org