



Measuring Up

Are you taller than an Emperor Penguin? Find out in this activity! You'll create a penguin, share fun facts, and discover just where you stand in the world of penguin sizes.



Materials:

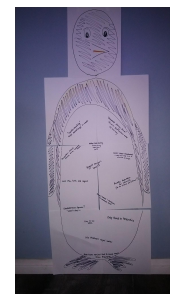
- 7 pieces of 8.5x11 paper
- markers/crayons/pencils/paint
- tape/staples/glue

1. Using the dimensions here, tape paper together to create a canvas large enough to draw an emperor penguin! We used 7 pieces of paper, like this 



Penguin Height: 43 inches
Width: 15 inches
(Note: It barely fits!)

2. Draw a penguin using two ovals, enough to fill the pages you just created. Add wings, feet, eyes, and a beak!
3. After creating your perfect emperor penguin, write fun facts that you learned during Winter Kids Club on the white belly.
4. Stand your penguin up, tape it to a wall, and stand next to it! How do YOU measure up to an emperor penguin? Does the size surprise you?



Share your adventures and activities online with #aopkidsclub



www.aquariumofpacific.org